

Costume Instructions for Junior Classes

OPENED TIGHTS CANNOT BE EXCHANGED OR RETURNED!

Before opening, check sizing chart. If you would prefer a different size, bring unopened package to the office for exchange.

General Instructions:

- Shoes must be in new condition. Wash fairly new canvas shoes or purchase a new pair.
- Ballet dancers must wear **pink canvas ballet shoes**. If you do not have these, we may have some for you to borrow.
- Label all parts of costume with your full name.
- Do not wear or play in costume prior to Dress Rehearsal or Performances.
- Do not eat or drink in costume. Each student is responsible for keeping costumes clean.
- Bring all parts of costume to Dress Rehearsals and Performances.
- No jewelry or nail polish.




Make Up Instructions

Makeup **MUST** be worn on stage to avoid looking washed out. Apply makeup similar to average everyday wear, only darker. For younger dancers, eyeliner is optional.

Eyes: Brown Eyeliner and Eye shadow. Black Mascara. Intermediate and Advanced dancers are required to wear false eyelashes. Other dancers can if they'd like.

Skin: Powder matching skin tone. (This will need to be reapplied after sweating). Red or pink blush. **DO NOT** use browns. They look black on stage.

Lips: DEEP RED lipstick. NO browns.



ALL HEADPIECES MUST BE SECURED IN AT LEAST 2 PLACES. USE 2 BOBBY PINS AT EACH POINT CROSSING THEM IN AN X.

ACRO A/B/C	Jungle Animals / Business People / Stars / Dolls
HAIR	As required for your other class.
HAIRPIECE	None
TIGHTS	None
SHOES	None

Please ask us if you have any questions!

Class Details

Mini Expressions	Unicorns
HAIR	Hair half up and curled
HAIRPIECE	Headband worn on top of head and pinned on both sides
TIGHTS	Weissman's (included)
SHOES	Pink Canvas Ballet Shoes & Black Tap Shoes

Dance Exp Fri	Railroad Girls
HAIR	Two low buns, parted in the middle
HAIRPIECE	Hat centered and attached on both sides
TIGHTS	Weissman's (included)
SHOES	Pink Canvas Ballet Shoes & Black Tap Shoes

Dance Exp Wed	Jungle Birds
HAIR	Two Medium High Buns
HAIRPIECE	Head piece. Head piece attached behind dancer's right bun
TIGHTS	Weissman's (included)
SHOES	Pink Canvas Ballet Shoes & Black Tap Shoes

Dance Exp/Exp Combo	The Help / Maids & Butler
HAIR	Girls: Medium High Bun, no part. Boys: nicely styled
HAIRPIECE	Girls: Head band centered and attached on both sides. Boys: none
TIGHTS	Girls: Weissman's (included). Boys: Black socks
SHOES	Girls: Pink Canvas Ballet Shoes & Black Tap Shoes. Boys: Black ballet & Tap shoes

Exp Combo Mon	Roses
HAIR	Medium High Bun, no part
HAIRPIECE	Rose attached on dancer's right side of bun, slightly to the front
TIGHTS	Weissman's (included)
SHOES	Pink Canvas Ballet Shoes & Black Tap Shoes

Combo Basics 1	Bankers
HAIR	Two low buns, middle part
HAIRPIECE	Hat tilted to dancer's right side. Attached on both sides
TIGHTS	Weissman's (included)
SHOES	Pink Canvas Ballet Shoes & Black Tap Shoes

Combo Basics 2	Mazurka Dolls
HAIR	Low bun with middle part
HAIRPIECE	Head piece attached to dancer's right side of the bun
TIGHTS	Weissman's (included)
SHOES	Pink Canvas Ballet Shoes & Black Tap Shoes

Intro to Ballet & Jazz	Young Classmates
HAIR	Two medium high buns with middle part
HAIRPIECE	Flower attached to the front of dancer's right bun
TIGHTS	Weissman's (included)
SHOES	Pink Canvas Ballet Shoes



Medium High Bun

Very slicked and sprayed. Elastic band centered on crown of head. Bun created in the shape of a cinnamon bun, laying flat on head. No sock buns, please. **Hair net required** and placed around bun and secured.




Hair Half Up

Front slicked and sprayed. Elastic band centered on crown of head. Back curled.



Two Medium High Buns

Parted in the middle, create two pony tails at crown of head. Very slicked and sprayed. Elastic band centered at lower hairline. Two buns created in the shape of a cinnamon bun, laying flat on head. No sock buns, please. **Two hair nets required** and placed around buns and secured.



Two Low Buns with Middle Part

Parted in the middle. Very slicked and sprayed. Two elastic bands placed behind the ears near the lower hairline. Two buns created in the shape of a cinnamon bun, laying flat on head. No sock buns, please. **Two hair nets required** and placed around buns and secured.

ALL HEADPIECES MUST BE SECURED IN AT LEAST 2 PLACES. USE 2 BOBBY PINS AT EACH POINT CROSSING THEM IN AN X.